





















# Mission Critical

According to research from [NordPass](#), the web is swirling with exposed databases. Recently, researchers identified nearly 10,000 unsecured databases with 10 billion entries containing emails, passwords, and phone numbers. This infographic ranks 20 countries from least to most exposed.

.....

## WHICH COUNTRIES HAVE THE LARGEST AMOUNT OF EXPOSED DATABASES?

Country	Number of exposed databases	Number of detected entries
China 	3,794	2,629,383,174
United States 	2,703	2,397,583,255
India 	520	4,878,723
Germany 	361	248,252,244
Singapore 	355	2,289,850
France 	247	5,097,358,148
South Africa 	239	217,505
The Netherlands 	149	1,587,883
Russia 	148	3,041,286
United Kingdom 	140	2,330,178
South Korea 	129	19,441,658
Ireland 	124	3,916,028
Vietnam 	121	8,379,565
Hong Kong 	100	6,099,213
Brazil 	99	3,180,163
Japan 	81	744,205
Canada 	78	1,651,405
Iran 	47	28,069
Australia 	46	942,346
Taiwan 	36	32,010,747